

Schools Parking Guide

We encourage all pupils to travel to school on foot, scooter, or bike whenever possible, and parents to do their part in encouraging their children to do so. Even one day a week or just the morning or afternoon has a benefit by reducing the total number of vehicles driving and parking in the area around the school.

If you need to use a car as part of the school run, please park 5 – 10 minutes' walk away from the school and walk or scoot with your child the rest of the way. Congestion of the roads around the school gates can be hazardous, especially to children, so please do your part to make the area around school as safe as possible for all.

Please park legally and considerately. Below are some of the rules most likely to apply around Wirral schools. More information is available in the [Highway Code](#).

Bad Parking

Parking in these places is unsafe and will cause a problem for other road users. **You could receive a fine from parking wardens or police.**

School Keep Clear markings (zigzags)



You **MUST NOT** stop, wait, or park here – even for a moment to pick up/drop off children or other passengers. This includes those with a blue badge. These markings are usually accompanied by a yellow sign giving more information.

The space outside school entrances must be kept clear to allow pupils to come in and out of the school safely without needing to cross the road between parked cars.


Double yellow lines



Double Yellow Lines are usually installed to be in places where it is already known that parking will cause an obstruction for other road users or block their view of the road.

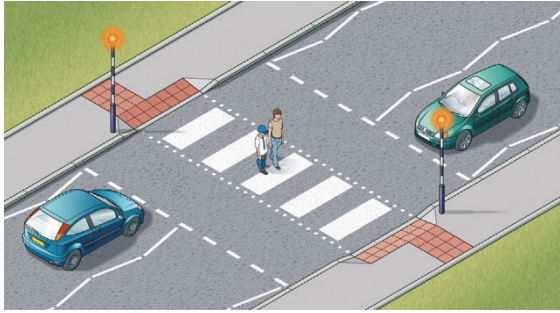
You are not allowed to park here unless you have a blue badge. Even if you have a blue badge please be thoughtful and park elsewhere if your vehicle may cause an obstruction.

Single yellow lines (during hours of operation – typically this will include school pick up and drop off times)



Bus stops

You **MUST NOT** stop or park on a bus stop. This can cause buses to be delayed, as well as causing passengers to walk in the road to get on and off the bus. Wheelchair users may be unable to get on or off the bus if it can't stop next to the kerb.



Pedestrian crossings

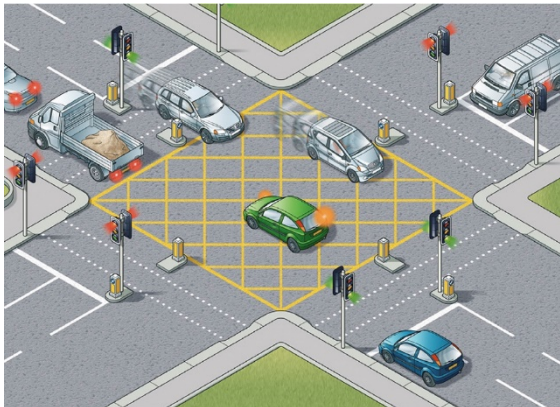
Don't park on a pedestrian crossings, including the area marked by the white zig-zag lines. This could be signalled crossings or zebra crossings.

This includes anywhere the kerb has been lowered to help wheelchair users and powered mobility vehicles cross the road. Parking here can also obstruct parents with prams and younger pupils who are scooting or cycling to school on the pavement.



Property entrances with a dropped kerb

It can be very frustrating for residents and businesses when someone parks their car in front of an entrance to their property. Please be mindful of this and leave plenty of space for residents to access their homes. Don't block a dropped kerb with your vehicle.



Junctions

Don't park opposite or within 10 metres (32 feet) of a junction, even small side roads. This can block the view of other drivers emerging and pedestrians trying to cross the road. The only exception is parking in a marked parking space.

This can be enforced by police as obstructive parking. If there are double yellow lines

Could-be-better Parking

Consider how parking in these places will impact others – we would recommend parking elsewhere in order to keep children and adults safe near schools. Police can enforce if parking in these places



Pavements

Parking on the pavement or a crossing can obstruct and seriously inconvenience pedestrians, people in wheelchairs or with visual impairments, people with prams or pushchairs, and younger pupils who may scoot or cycle to school.

Please avoid parking on the pavement unless there are signs specifically allowing it – at least

2m width needs to be left clear so pedestrians can pass safely. E.g., parents with several children or a visually impaired person with a cane, guide dog, or chaperone. If the place you've parked forces pedestrians to walk in the road, this could be enforced by police as dangerous or obstructive parking.

Opposite other parked cars

If parking your car opposite another parked vehicle would cause an obstruction, please park elsewhere. If traffic can only pass in one direction at a time, this means that a vehicle may need to reverse to allow another to pass, and this can create an additional hazard near schools where children are likely to be crossing the road.

Bends

Tight bends where parking would cause a hazard are often already indicated by double yellow lines, but please use your judgement. Parking on a bend could block another road users' view around the corner, so please park elsewhere.



Emergency Access

Don't park anywhere your car could prevent access for Emergency Services – e.g. any school gates, even if they don't appear to be in use.

School Streets

Six Wirral schools have a "School Street" in place. No vehicles are allowed to drive on the street during the times unless exempt, e.g. by a Blue badge or residents' permit.



The schools are:

- Greenleas Primary School, Wallasey
- Liscard Primary School, Liscard
- Christ Church CE School, Birkenhead
- St George's Primary School, Wallasey
- Raeburn Primary School, Bromborough
- St Albans Primary School, Wallasey

The entrance to each School Street has signs saying "Pedestrian and Cycle Zone", followed by the times of operation.

This is enforced by police currently, but there are plans to gain powers from central government so that School Streets can be enforced by Wirral Council, using parking wardens, camera cars, or fixed ANPR cameras as well.